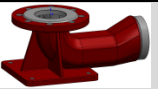


■ DATA SHEET MONITORS M2 – M9

REMOTE-CONTROLLED, WITH THREE-PHASE CURRENT DRIVES AND ADJUSTABLE MULTI-PURPOSE NOZZLE (AMPN).

■ 1. GENERAL TECHNICAL DATA.

Type series	M2	M3	M4	M5	M7	M7	M9
Max. water flow rate	2500 l/min	4000 l/min	8000 l/min	12 000 l/min	20 000 l/min	24 000 l/min	40 000 l/min
Connecting flange (optionally)	DN65 PN16 DN80 PN16	DN80 PN16 DN100 PN16	DN100 PN16 DN150 PN16	DN150 PN16 DN200 PN16	DN200 PN16	DN200 PN16	DN250 PN16
	ASME B 16.5 150 lbs. 2 ½" ASME B 16.5 150 lbs. 3"	ASME B 16.5 150 lbs. 3" ASME B 16.5 150 lbs. 4"	ASME B 16.5 150 lbs. 4" ASME B 16.5 150 lbs. 6"	ASME B 16.5 150 lbs. 6" ASME B 16.5 150 lbs. 8"	ASME B 16.5 150 lbs. 8"	ASME B 16.5 150 lbs. 8"	ASME B 16.5 150 lbs. 10"
Elbow (optionally) 	G4" Male thread	G4" Male thread	G5" Male thread	G5" Male thread	-	-	-
Max. op. pressure	16 bar						



■ 2. SPECIFIC TECHNICAL DATA.


Three-phase current drives of pivot mounting:	M2-ACXXX-XX	M3-ACXXX-XX	M4-ACXXX-XX	M5-ACXXX-XX	M7-ACXXX-XX	M7-ACXXX-XX	M9-ACXXX-XX
Swivelling range	Horizontal 350° / vertical ±90° at smallest connecting flange each; +90° / -80° at largest connecting flange each						
Swivelling speed (H – Horizontal, V- Vertical)	H 11°/s // V 10°/s	H 11°/s // V 10°/s	H 8°/s // V 10°/s	H 6°/s // V 7°/s	H 6°/s // V 7°/s	H 6°/s // V 7°/s	H 2°/s // V 2°/s
Operating voltage	Optionally 380 V AC / 50 Hz, 400 V AC / 50 Hz, 415 V AC / 50 Hz, 440 V AC / 60 Hz, 460 V AC / 60 Hz, 480 V AC / 60 Hz, 500 V AC / 50 Hz // 3-phase each						
Current consumption per drive	1.3 A	1.3 A	2.5 A	2.5 A	2.5 A	2.5 A	4.0 A
Protection class	IP 68						
Operating temperature	-40° C to +80° C						
Position indication	End switch						
Corresponding nozzle, direct current:	AMPN2-DC	AMPN4-DC	AMPN8-DC	AMPN12-DC	AMPN20-DC	AMPN24-DC	AMPN40-DC
Operating voltage	24 V DC						
Current consumption Jet adjustment	2 A	2 A	2 A	2 A	2 A	2 A	4 A
Current consumption Ext. agent adjustment	2.5 A	2.5 A	2.5 A	2.5 A	10 A	10 A	10 A
Protection class	IP 66						

3. ADJUSTABLE MULTI-PURPOSE NOZZLE (AMPN).

The Adjustable Multi Purpose Nozzle (= AMPN) is used for the discharge of water or premix at a low foam expansion rate. The manual stepless adjustment between hollow jet and spray jet is possible also during operation. The maximum spray angle is 100°.

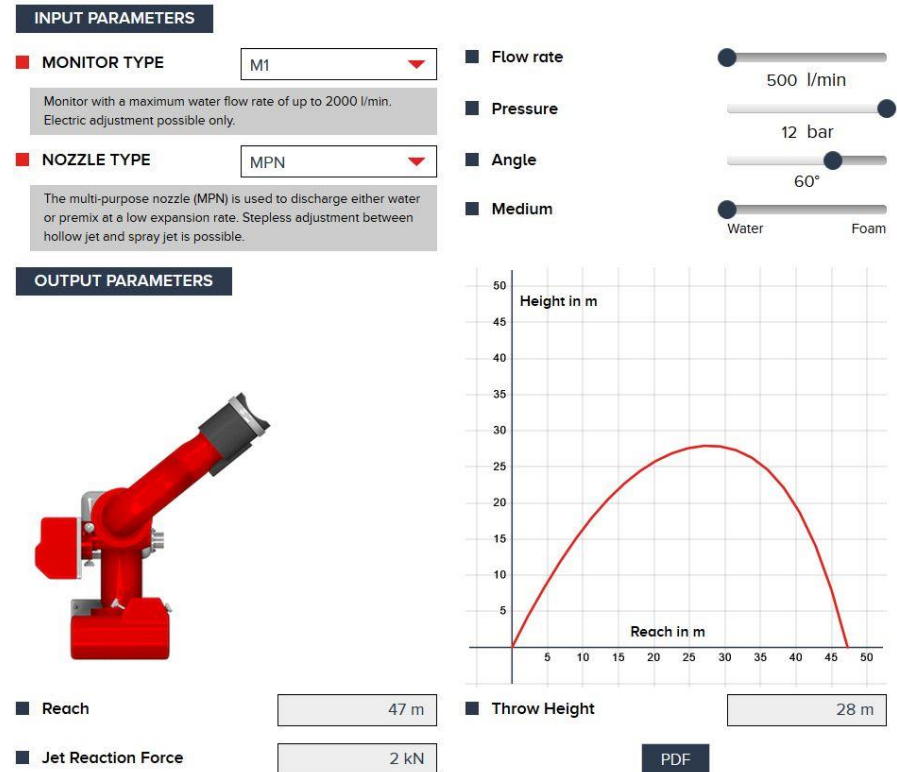
Stepless extinguishing agent flow rate adjustment (electrically) is also possible during operation.

The monitors' nozzles have remote-controlled direct-current (24V DC) drives as a standard, regardless of the monitor's drive type.

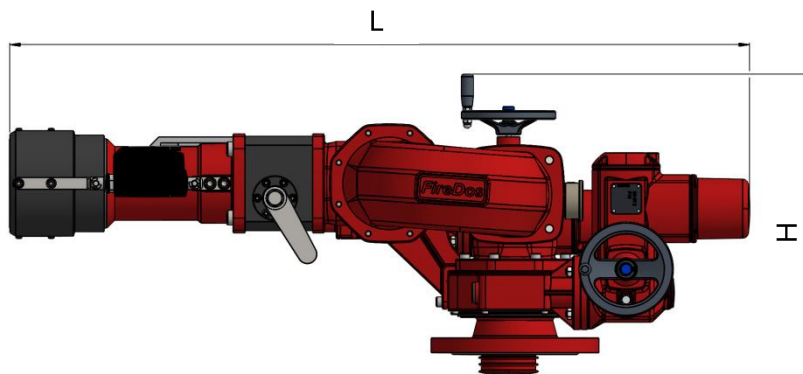


4. REACH AND REACTION FORCE.

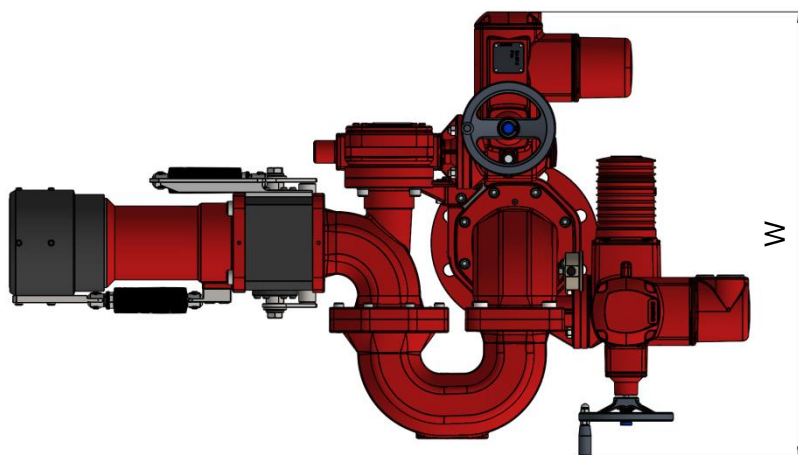
Using the app at www.firedos.com/monitorapp, you can determine the reach curve and the reaction forces depending on your operating conditions.



■ 5. DIMENSIONS.



	Length L	Width W	Height H	Weight
M2-ACXXX-XX / AMPN2-DC	885 mm	660 mm	515 mm	76 kg
M3-ACXXX-XX / AMPN4-DC	990 mm	685 mm	515 mm	102 kg
M4-ACXXX-XX / AMPN8-DC	1260 mm	760 mm	515 mm	146 kg
M5-ACXXX-XX / AMPN12-DC	1490 mm	810 mm	560 mm	185 kg
M7-ACXXX-XX / AMPN20-DC	1710 mm	970 mm	620 mm	265 kg
M7-ACXXX-XX / AMPN24-DC	1810 mm	970 mm	620 mm	275 kg
M9-ACXXX-XX / AMPN40-DC	2215 mm	1200 mm	890 mm	700 kg



■ 6. MATERIALS.

- Cast aluminium AlSi7Mg 0.3 with HC and powder coating
- AlMgSi1 with HC and powder coating
- Stainless steel V2A and V4A
- NBR
- Powder coating Red (RAL 3020) as a standard

■ 7. SPECIAL EQUIPMENT OPTIONS.

- Controls
- Swivelling unit to move between work and rest position

■ 8. MANUFACTURER.

FireDos GmbH, Auf der Kaulbahn 6, 61200 Woelfersheim, Germany
Phone +49 (0) 6036 9796-0, Email: info@firedos.de

We reserve the right to make modifications at any time.
All figures are approximate and subject to the particular version/equipment.